



autoquest *accordo* *encore*

motorhome range **2017**

A circular icon with a grey background. It features a green silhouette of a person sitting in a seat, with a white diagonal line striking through it. Below the icon, the text 'Belts = Berths' is written in white on a green background.

Belts = Berths

Elddis
EXCLUSIVE

SOLID

backed by
10 YEAR
water ingress
& body integrity
warranty

welcome

...to the all-new Elddis 2017 Season coachbuilt motorhome range



autoquest

The British-built Elddis Autoquest continues to be one of the best-selling motorhome ranges of all time. Its award-winning formula: drive performance and unmatched value-for-money continues into 2017 Season.

From 2017 Season, Autoquest is improved yet further, with an all-new low-line chassis and streamlined sports styling – plus the benefit of the new Peugeot Euro 6 engine.

From 2-berth to 6-berth, choose from 6 class-leading Elddis Autoquest models...



accordo

The exceptional Elddis Accordo offers all the award-winning attributes of our Autoquest in a specially-designed compact range. Every Accordo is under 2.6m in height and less than 6m in length – with 6'4" internal headroom.

The Accordo has all the benefits of a compact, coachbuilt motorhome – without the restrictions or compromises of a van conversion – and all at an affordable price.

Choose from 4 compact Elddis Accordo models...



encore

The Elddis Encore range offers an all-inclusive package with no hidden extras. Striking, sophisticated style, unrivalled driving performance, class-leading craftsman-built quality and hi-tech innovation – all at a surprisingly affordable price.

With its low-line chassis and extra-wide rear track, the Encore delivers assured road handling. Sleek sports styling and silver GRP sides add to the Encore's appeal.


Choose from 4 luxurious Elddis Encore models...



autoquest 04



accordo 10



encore 16

In partnership with



PEUGEOT



Industry leading construction



SoLiD 24





All-new
ELECTRIC
drop-down
bed



new Model shown: **196**



Model shown: **196** **new**



Model shown: **175**



Model shown: **155**



Model shown: **185**



new Low-line chassis on all models

New for 2017 Season, our bestselling Eddis Autoquest is now built on a low-line chassis – delivering the range’s multi-award attributes in an even more practical package!

Outstanding drive performance is provided by a Peugeot Boxer 2.0 130bhp HDi Turbo Diesel for better fuel efficiency with six speed gear box and new Euro 6 engine with reduced emissions.

The Autoquest Range, unlike most other motorhomes, is built on a standard Peugeot chassis, which we do not modify. Keeping the integrity of the Peugeot chassis gives the Autoquest unrivalled driving qualities.

This coachbuilt range is designed and engineered to the most exacting of standards, combining over 50 years of heritage with ultra-modern features and stylish comfort.

The Autoquest has everything you need in a motorhome – plus lots of home comforts – all at an affordable price.

04 virtual tours available online

SOLID | **hub** For the latest news, reviews and competitions visit the hub at www.eddis.co.uk

www.eddis.co.uk / 05



Whale Expanse dual-fuel underslung 8L water heater, 4kW Whale Space heater and 100L fresh water tank as standard

new
100L
fresh water
tank*



Award-winning OZIO mattress and upholstery construction

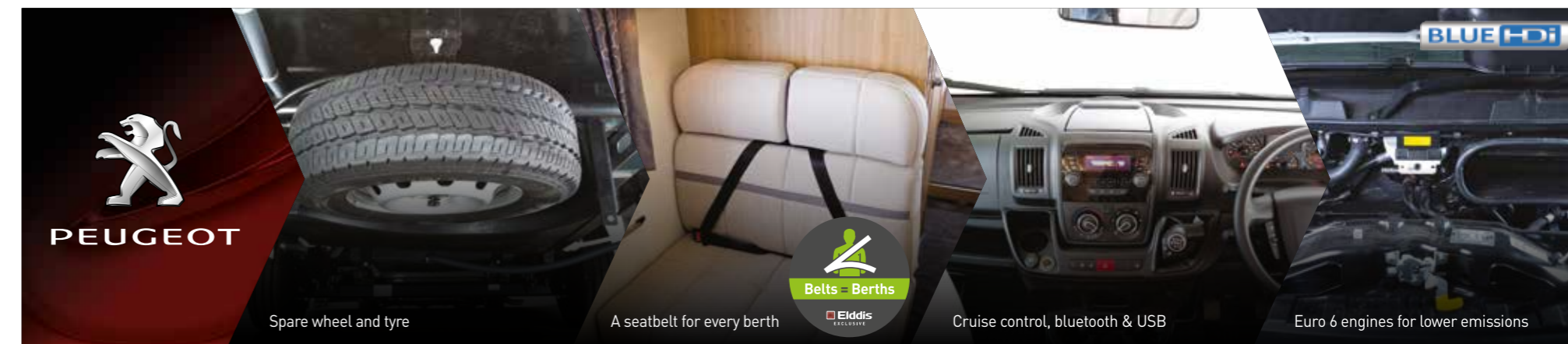


'Marone' craftsman-built cabinetry with dove-tailed drawers and positive locking



Foldaway travel seats in 155, 185 and 195

- New Peugeot Euro 6 engine **BLUE HDi**
- New low-level chassis with easier access and sleek sports styling, including all-new exterior design and streamline over-cab
- 4kW Space-saving Whale heating- runs on gas and/or electric with quiet night-time setting – ducted heating throughout including bathrooms
- Fully adjustable and co-ordinated swivel Captains seats with armrests
- Full height spacious wardrobes with soft-close hinges
- Fixed beds come with OZIO Coolsoft luxury mattress(es) for optimum comfort
- Domestic size separate oven and grill with spark ignition, and dedicated pan storage cupboard
- 3 burner black enamel gas hob including high speed multi-function burner (for wok or large frying pan) and durable cover creating additional work surface
- Fridge-freezer with removable freezer unit
- Spare wheel and tyre
- DAB Radio with steering mounted controls
- Teleco Teleplus X2/39U Directional Aerial
- Exclusive 'Easy Glide' bed technology for easy bed conversion
- 'Marone' craftsman-built cabinetry with handcrafted dove-tailed drawers, overhead lockers with positive locking and removable shelves, contrasting two tone 'Fantasie Brushed' flush-fit kitchen units with Chrome inset detail
- Durable 'Mineral Crème' granite-effect worktops throughout, with 'Cashmere' bathroom unit tops
- LED interior spotlights with concealed lights above overhead lockers (saving up to 80% battery consumption)
- 100L Underslung fresh water tank with manual water fill system* (Autoquest 115 has 80L tank)
- 70L Underslung waste water tank* (Autoquest 115 has 40L tank)
- Whale Expanse dual-fuel underslung 8L water heater
- Whale Duo Control combination controller
- 'Boutique' washbowl basin with click-clack plug, swan-neck mixer tap and separate soap dish (excl.155)



PEUGEOT

Spare wheel and tyre

A seatbelt for every berth

Cruise control, bluetooth & USB

Euro 6 engines for lower emissions



Drive

- New Euro 6 engine
- All models 130bhp
- Spare wheel and tyre
- Fully adjustable co-ordinated cab seats with armrest
- DAB Radio with steering mounted controls
- Remote central locking to cab
- Immobiliser with unique code
- Driver and passenger airbags
- Onboard trip computer
- Cruise Control
- Electrically operated tinted cab windows
- ABS brakes with emergency braking assistance
- Power steering with adjustable steering wheel position
- Removable cab carpet
- 12V DIN socket – for 12V power supply from the cab
- Height adjustable passenger seat headrests
- Electrically heated adjustable wing mirrors with direction indicators
- Bluetooth and USB
- Daylight running headlights
- TPMS Tyre Pressure Monitoring Sensor

Comfort

- 4kW Space-saving Whale heating- runs on gas and/or electric with quiet night-time setting – ducted heating throughout including bathrooms
- Fully adjustable and co-ordinated swivel Captains seats with armrests
- Full height spacious wardrobes with soft-close hinges
- Fixed beds come with OZIO Coolsoft luxury mattress(es) for optimum comfort
- Bed frame with easy-lift gas struts for improved-access storage to fixed beds
- Stylish shaped double-glazed opening windows with night ventilation position (excl. cab windows)
- Easy clean blinds and flyscreens (excl. cab windows)

Style

- All-new low-line design with sleek sports-styling
- 'Marone' craftsman-built cabinetry with handcrafted dove-tailed drawers, overhead lockers with positive locking and removable shelves, contrasting two tone 'Fantasie Brushed' flush-fit kitchen units with Chrome inset detail
- Contemporary interior design and luxurious 'Montela' upholstery with OZIO Hi-Performance, lightweight construction, with co-ordinating scatter and bolster cushions as standard
- Durable 'Mineral Crème' granite-effect worktops throughout, with 'Cashmere' bathroom unit tops
- LED Awning light
- LED interior spotlights with concealed lights above overhead lockers (saving up to 80% battery consumption)
- ABS bumper with twin fog and reversing lights
- Peugeot wheel trims
- Removable 'Laguno' luxurious loose fit carpet in Ebony with Light Grey fleck, with press-stud fixings
- Worktop extensions (selected models)

Entertain

- TV points with dedicated locations for comfortable viewing (230V, 12V and aerial connection)
- Teleco Teleplus X2/39U Directional Aerial
- Dining table

Cook

- Domestic size separate oven and grill with spark ignition, and dedicated pan storage cupboard
- 3 burner black enamel gas hob including high speed multi-function burner
- Fridge-freezer with removable freezer unit
- Black gloss enamelled sink with glass lid creating additional work surface and removable drainer
- 400x400 MPK VisionStar M Pro rooflight with flyscreen and blind
- Polished chrome fittings and taps
- All models come with kitchen worktop extension

Wash

- Whale Expanse dual-fuel underslung 8L water heater
- Whale Duo Control combination controller
- 100L Underslung fresh water tank with manual water fill system* (Autoquest 115 has 80L tank)
- 70L Underslung waste water tank* (Autoquest 115 has 40L tank)
- 'Boutique' washbowl basin with click-clack plug, swan-neck mixer tap and separate soap dish (excl. 155)
- Thetford toilet with auto-fill flush from on-board water tank
- Domestic style bathroom door with high quality privacy lock

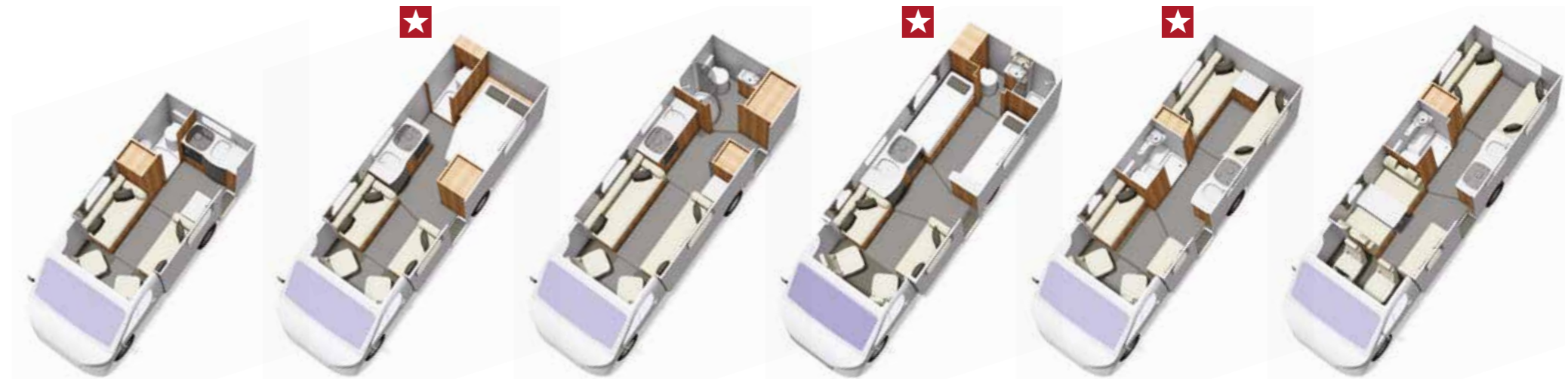
Practical

- New low-level chassis with low-level entrance step
- Revolutionary 'Strong-Lite' high-strength aluminium one-piece sides. Up to 40% stronger and 30% lighter
- Exclusive 'Easy Glide' bed technology for easy bed conversion
- Improved-comfort, height-adjustable seatbelts (please check if compatible with your baby seat/s)
- Fixing points for rear mounted 2 or 4 cycle 'Fiamma' CB Pro Hymer cycle rack
- Conveniently placed 12V control panel, incorporating water pump, lighting circuits, fresh water tank level and waste warning light when full
- Exterior door and flyscreen with burstproof locking and rain deflector
- Compartment for 2x 7kg gas bottles, with fitted gas regulator
- Exterior access battery box with mains electric inlet
- Seat bases with space underneath for ample storage of larger, bulky items
- Smoke alarm
- Carbon Monoxide (CO) alarm
- Isolation taps for gas appliances

and much more...

▶ See online for full specification

all **autoquest** models now on low-line chassis



Autoquest 115
2 berth

Autoquest 155
4 berth

Autoquest 175
2 berth

Autoquest 185
4 berth

Autoquest 195
4 berth

Autoquest 196
6 berth

new

★ Foldaway travel seats for your safety



▶ For prices, options and technical specifications go to www.elddis.co.uk



Model shown: 105

10 360° virtual tours available online



Model shown: 105



Model shown: 120



Model shown: 125



Model shown: 135



accordo



★ One-piece GRP sides in Silver

The Eddis Accordo is a compact, sporty coachbuilt motorhome range.

It has all the benefits of a coachbuilt motorhome, but unlike van conversion competitors, the Accordo comes with bags of living space.

The Accordo is under 2.6m in height and less than 6m in length – with 6'4" internal headroom. Outstanding drive performance provided by a Peugeot Boxer 2.0 130 bhp HDi Turbo Diesel for better fuel efficiency with six speed gear box and new Euro 6 engine with reduced emissions

The Accordo Range, unlike most other motorhomes, is built on a standard Peugeot chassis, which we do not modify, keeping the integrity of the Peugeot chassis gives the Accordo unrivalled driving qualities.

The Accordo range is designed and engineered to the most exacting of standards, combining over 50 years of heritage with ultra-modern features and stylish comfort. The Accordo has everything you need and more in a compact, coachbuilt motorhome – without the restrictions of a van conversion – and all at an affordable price.



For the latest news, reviews and competitions visit the hub at www.eddis.co.uk

www.eddis.co.uk / 11



Sky-view® opening cab sunroof with blind



Award-winning OZIO mattress and upholstery construction



Accordo models come with pleated cab blinds as standard




'Marone' craftsman-built cabinetry with dove-tailed drawers and positive locking



Whale EXPANSE dual-fuel water heater (8L) for super fast heat up times

new

- New Peugeot Euro 6 engine **BLUE HDi**
- One piece GRP silver sides
- Sky-view® opening cab sunroof with blind
- GRP underskin to motorhome floor providing a water resistant barrier
- Generous storage area with easy loading via large external access door (125 and 135 models)
- Cruise Control
- Spare wheel and tyre
- Fully adjustable and co-ordinated swivel Captains seats with armrests
- Whale Expanse dual-fuel underslung 8L water heater
- 4kW Space-saving Whale heating- runs on gas and/or electric with quiet night-time setting – ducted heating throughout including bathrooms
- 90L fresh water tank with manual water fill system (120 is 70L)
- 70L waste water tank
- Beds measure up to 6'6" for greater comfort
- Fixed beds come with OZIO Coolsoft luxury mattress(es) for optimum comfort. This class-leading mattress construction provides unbeatable support and pressure relief and its unique properties make OZIO warm in Winter and cool in Summer
- 'Marone' craftsman built cabinetry with handcrafted dove-tailed drawers, overhead lockers with positive locking and removable shelves, contrasting two tone 'Fantasie Brushed' flush-fit kitchen units with Chrome inset detail
- Durable 'Mineral Crème' granite-effect worktops throughout, with 'Cashmere' bathroom unit tops
- Spacious soft-close wardrobes with easy access
- LED interior spotlights with concealed lights above overhead lockers (saving up to 80% battery consumption)
- Combination oven and grill
- 3 burner black enamel gas hob including high speed multi-function burner (for wok or large frying pan), spark ignition, flame failure protection and durable cover creating additional work surface
- Fridge with removable freezer unit
- Teleco Teleplus X2/39U Directional Aerial
- DAB Radio with steering mounted controls



Drive

- Cruise Control
- Spare wheel and tyre
- Fully adjustable co-ordinated cab seats with armrest
- DAB Radio with steering mounted controls
- Remote central locking to cab
- Immobiliser with unique code
- Driver and Passenger airbags
- Onboard trip computer
- High level brake light
- Side marker lights
- Electrically heated adjustable wing mirrors with direction indicators
- ABS brakes with emergency braking assistance
- Power steering with adjustable steering wheel position
- Removable cab carpet
- Lockable central storage box (cab)
- 12V DIN socket – for 12V power supply from the cab
- Door pockets, bottle holders and map holder
- Headlamp height adjustment
- Pleated windscreen and side cab window blinds
- Cab air conditioning with internal and external temperature display
- Bluetooth and USB
- Daylight running headlights
- TPMS Tyre Pressure Monitoring Sensor

Comfort

- 4kW Space-saving Whale heating- runs on gas and/or electric with quiet night-time setting – ducted heating throughout including bathrooms
- Swivelling passenger and driver seats
- Spacious soft-close wardrobes with easy access
- Beds measure up to 6'6" for greater comfort.

- Midi Heki rooflight with flyscreen and blind
- Stylish shaped double-glazed opening windows with night ventilation position (excluding cab windows)
- Easy clean blinds and flyscreens (excluding cab windows)
- Fixed beds come with OZIO Coolsoft luxury mattress(es) for optimum comfort. This class-leading mattress construction provides unbeatable support and pressure relief and its unique properties make OZIO warm in Winter and cool in Summer

Style

- One piece GRP silver sides
- 'Marone' craftsman built cabinetry with handcrafted dove-tailed drawers, overhead lockers with positive locking and removable shelves, contrasting two tone 'Fantasie Brushed' flush-fit kitchen units with Chrome inset detail
- Contemporary interior design and luxurious 'Montela' upholstery with OZIO Hi-Performance, lightweight construction, with co-ordinating scatter and bolster cushions as standard
- Durable 'Mineral Crème' granite-effect worktops throughout, with 'Cashmere' bathroom unit tops
- 'Nagoya' textured wallboard
- Stylish full GRP Pod
- LED Awning light
- LED interior spotlights with concealed lights above overhead lockers (saving up to 80% battery consumption)
- ABS bumper with twin fog and reversing lights
- Peugeot wheel trims
- Removable 'Laguno' luxurious loose fit carpet in Ebony with Light Grey fleck, with press-stud fixings
- Moonrise' woodblock-effect easy clean heavy-duty vinyl flooring
- Graphics

Entertain

- TV points with dedicated locations for comfortable viewing (230V, 12V and aerial connection)
- Teleco Teleplus X2/39U Directional Aerial
- Dining table

Cook

- Combination oven and grill
- 3 burner black enamel gas hob including high speed multi-function burner (for wok or large frying pan), spark ignition, flame failure protection and durable cover creating additional work surface
- Fridge with removable freezer unit
- Black gloss enamelled sink with glass lid creating additional work surface and removable drainer
- Polished chrome fittings and taps
- Well lit kitchen work area
- Worktop extensions (excl. 135)

Wash

- 90L fresh water tank with manual water fill system (120 is 70L)
- Whale Expanse dual-fuel underslung 8L water heater
- Whale Duo Control combination controller
- 70L waste water tank
- Space-saving bathroom including shower with adjustable head
- 'Boutique' washbowl basin with click-clack plug, swan-neck mixer tap and separate soap dish
- Thetford toilet with auto fill flush from on-board water tank
- Domestic style bathroom door with high quality privacy lock

Practical

- Low level entrance step
- Generous storage area with easy loading via large external access door (125 and 135 only)
- Sky-view® opening cab sunroof with blind
- GRP underskin to motorhome floor providing a water resistant barrier
- Improved comfort height adjustable seatbelts (please check if compatible with your baby seat/s)
- Height adjustable passenger seat headrests
- Fixing points for rear mounted 2 or 4 cycle 'Fiamma' CB Pro Hymer
- Conveniently placed 12V control panel, incorporating water pump, lighting circuits, fresh water tank level and waste warning light when full
- Exterior door and flyscreen with burstproof locking and rain deflector
- Compartment for 2x 7kg gas bottles, with fitted gas regulator
- 20 Amp switchmode charger / transformer
- 25m mains hook-up cable
- Exterior access battery box with mains electric inlet
- Smoke alarm
- Carbon Monoxide (CO) alarm
- Isolation taps for gas appliances

and much more...

▶ See online for full specification

all **accordo** models less than 6m in length



Accordo 105
2 berth



Accordo 120
2 berth



Accordo 125
3 berth



Accordo 135
3 berth



★ Generous storage area with easy loading via large external access door

▶ For prices, options and technical specifications go to www.elddis.co.uk





Model shown: 255



Model shown: 275



Model shown: 285



Model shown: 285



Model shown: 254



encore



★ One-piece GRP sides in Silver

The luxury motorhome with a modest price tag.

Spacious and streamlined, the Encore range offers an all-inclusive package with no hidden extras. Striking, sophisticated style, unrivalled driving performance, class-leading craftsman-built quality and hi-tech innovation – all at a surprisingly affordable price

The Encore Range, unlike most other motorhomes, is built on a standard Peugeot chassis, which we do not modify. Keeping the integrity of the Peugeot chassis gives the Encore unrivalled driving qualities. What's more, every Encore model is also less than 3500kgs.





Encore bathrooms are stylish and well-equipped with Alde 24hr central heating and Ecocamel water-saving shower



Craftsman-built cabinetry, dove-tailed drawers and positive locking



OZIO Coolsoft technology in mattresses and upholstery



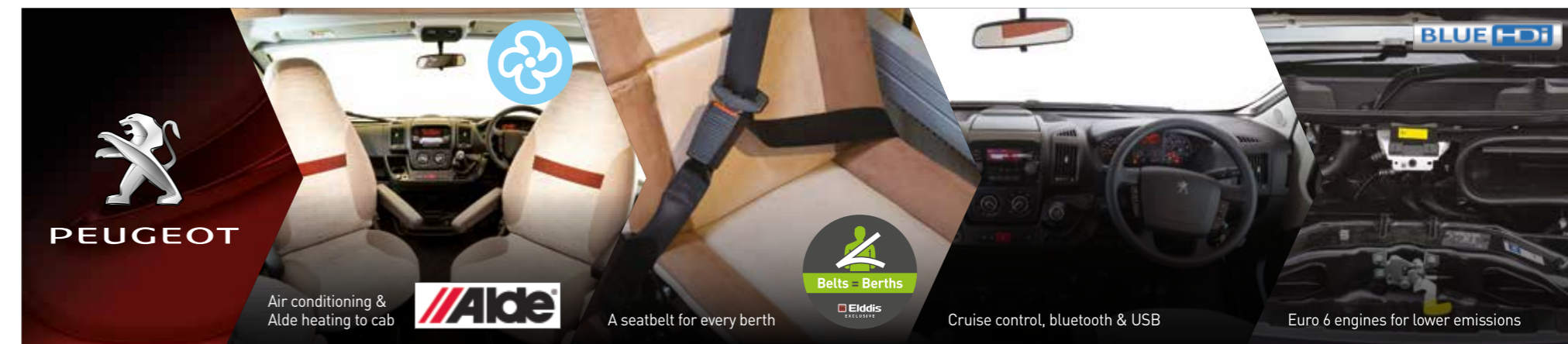
Foldaway travel seat to 254, 255 and 285

- New Peugeot Euro 6 engine **BLUE HDi**
- One piece GRP silver sides
- Extra wide rear track, giving a sportier look and improved road handling
- Alde 24-hr multi-programmable central and water heating system. Runs on gas, electric (up to 3.15kW) or both with new easy-to-use LCD touchscreen control with night-time display setting
- Alde fan assisted heating to cab
- Cab air conditioning with internal and external temperature display
- Cruise Control
- Fully adjustable and co-ordinated swivel Captains seats with armrests
- Winter Pack included as standard: Tank heaters and waste pipe insulation and fridge vent covers
- 2x Underfloor battery box each suitable for 1 battery (one Class A battery supplied as standard)
- Sky-view® opening cab sunroof with blind
- 'Ladina' craftsman-built cabinetry with Chrome trim detail and 'Canvas' contrast detailing, with 24mm class-leading locker construction, removable shelves and positive locking with new-style handles
- Fixed beds come with OZIO Coolsoft luxury mattress(es) for optimum comfort. This class-leading mattress construction provides unbeatable support and pressure relief and its unique properties make OZIO warm in Winter and cool in Summer
- Beds measure up to 6'6" for greater comfort
- 800W Microwave
- SmartEnergy fridge-freezer

- Fully-lined separate shower cubicle
- Exclusive Ecocamel Orbit water-saving Halo shower head with built-in Aircore Technology
- 'Boutique' washbowl basin with click-clack plug, swan-neck mixer tap and separate soap dish
- 100L Underslung fresh water tank with manual water fill system
- 100L Underslung Waste water tank
- Rails for rear mounted cycle rack



Savanna
Aquaclean® upholstery as standard



PEUGEOT

Air conditioning & Alde heating to cab



A seatbelt for every berth



Cruise control, bluetooth & USB

Euro 6 engines for lower emissions

Drive

- New Euro 6 engine
- Cruise Control
- Spare wheel and tyre as standard
- Fully adjustable and co-ordinated swivel Captains seats with armrests
- DAB Radio with steering mounted controls
- Remote central locking to cab and habitation door via key fob (can operate the habitation door independently)
- Immobiliser with unique code
- Driver and Passenger airbags
- Onboard trip computer
- High level brake light
- Side marker lights
- Electrically heated adjustable wing mirrors with direction indicators
- ABS brakes with emergency braking assistance
- Power steering with adjustable steering wheel position
- Removable cab carpet
- Lockable, laptop size central storage box (cab)
- 12V DIN socket – for 12V power supply from the cab
- Pleated windscreen and side cab window blinds
- Cab air conditioning with internal and external temperature display
- Extra wide rear track, giving a sportier look and improved road handling
- Bluetooth and USB
- Daylight running headlights
- TPMS Tyre Pressure Monitoring Sensor
- Additional high-level cab storage compartments

Comfort

- Alde 24-hr multi-programmable central and water heating system
- Spacious wardrobes with easy access and soft close hinges
- Beds measure up to 6'6" for greater comfort
- Midi Heki rooflight with flyscreen and blind in lounge, with MPK VisionStar M Pro (400x400) in bathroom and over bed
- Aero Privacy flush-fit double-glazed side windows with night ventilation position, pleated blinds and flyscreens
- Fixed beds come with OZIO Coolsoft luxury mattress(es) for optimum comfort
- Truma Drivesafe regulator for en-route heating with connection hose for Propane

Style

- One piece GRP silver sides
- 'Ladina' craftsman-built cabinetry with Chrome trim detail and 'Canvas' contrast detailing, with 24mm class-leading locker construction, removable shelves and positive locking with new-style handles
- Sumptuous 'Savanna' upholstery in Aquaclean® with OZIO Hi-Performance, lightweight construction, with 4x co-ordinating scatter and 4x bolster cushions as standard
- Luxurious 'Cashmere' deep worktops with 'Ladina' edge and concealed lighting underneath, with 'Cashmere' bathroom unit tops and matching splashback
- LED Awning light
- LED interior spotlights with dimmable concealed lights above overhead lockers (saving up to 80% battery consumption)
- Removable luxury deep-pile 'Urban Chic' loose fit carpet in 'Chateau'
- Colour-coded bumpers
- Stylish wheel trims

Entertain

- TV points with dedicated locations for comfortable viewing (230V, 12V and aerial connection)
- Teleco Teleplus X2/39U Directional Aerial
- Dining table with dedicated storage

Cook

- Black gloss enamelled Aspire Mk2 oven, grill and dual fuel hob with spark ignition and 800W electric hotplate, three gas burners with smoked glass lid, additional oven shelf and interior light
- SmartEnergy fridge-freezer
- 800W Microwave
- Black gloss enamelled sink with removable drainer
- Polished chrome fittings and taps

Wash

- 100L Underslung fresh water tank with manual water fill system
- 100L Underslung Waste water tank
- Ecocamel Orbit water-saving Halo shower head with built-in Aircore Technology
- 'Boutique' washbowl basin with click-clack plug, swan-neck mixer tap and separate soap dish
- Fully-lined separate shower cubicle (excl. 254 which has shower cubicle with curtain)
- Thetford toilet with auto-fill flush from on-board water tank
- Domestic style bathroom door with high quality privacy lock
- Domestic style bathroom cabinet
- Vanity mirror in bathroom

Practical

- Alde fan assisted heating to cab
- Winter Pack included as standard: Tank heaters and waste pipe insulation and fridge vent covers
- 2x Underfloor battery box each suitable for 1 battery (one Class A battery supplied as standard)
- Prepared for solar panel installation
- Sky-view® opening cab sunroof with blind
- Improved comfort height adjustable seatbelts (please check if compatible with your baby seat/s)
- Height adjustable passenger seat headrests
- Rails for rear mounted cycle rack
- Conveniently placed 12V control panel, incorporating water pump, lighting circuits, fresh water tank level and waste warning indication when full
- Entrance door, with window blind, flyscreen and waste bin
- Storage for 2x gas bottles, with fitted Truma en-route gas regulator
- Smoke alarm
- Carbon Monoxide (CO) alarm
- Isolation taps for gas appliances
- Low level entrance step for easier access

and much more...

▶ See online for full specification

all **encore** models come with Alde central heating



Encore 254
4 berth



Encore 255
4 berth



Encore 275
2 berth




Encore 285
4 berth

★ Foldaway travel seats for your safety



▶ For prices, options and technical specifications go to www.eddis.co.uk





Working together with world-class suppliers to deliver world-class motorhomes



For all the latest news, views, videos, reviews and holiday inspiration



visit the **hub** at elddis.co.uk



Every Explorer Group caravan proudly carries the NCC approved badge of quality. Elddis, Xplore, Compass and Buccaneer are trademarks of The Explorer Group Limited. Company Registration No. 02433663 England & Wales. This brochure does not constitute an offer by The Explorer Group. The Explorer Group reserves the right to, and does alter from time to time, technical specifications, prices and model ranges as materials, model improvements and conditions require, and can accept no responsibility for discrepancies between these and subsequent models shown. This brochure is for guidance purposes only. Please be sure to check our full current and technical specifications with your retailer before placing your order. Please note that Approved Retailers are not the agents of The Explorer Group. Accordingly they have no authority to bind The Explorer Group or to make any representation or undertaking whatsoever on behalf of The Explorer Group. Props shown in this brochure are for photographic purposes only and are not included in the specification. Bed covers and additional scatter cushions shown are for demonstration purposes only, similar co-ordinating sets are available to purchase from your Explorer Group retailer. The Explorer Group products are covered against water ingress damage for 10 years from the original date of purchase of a new product. This applies to water ingress through any permanently sealed seam joints. If you purchase this vehicle as a used vehicle it may be possible to transfer the unexpired term of the warranty cover (up to a maximum of six years commencing at the original date of purchase from new). Full Terms and Conditions, including service intervals and exclusions can be found on the Elddis website www.elddis.co.uk or by telephoning The Explorer Group Customer Care Team.

STRONG LIGHT & DRY



TECHNOLOGY PARTNERS



The most advanced technology used
in motorhome engineering.



The first and only fully-bonded construction system for motorhomes. SoLiD Construction uses a chemical bonding process which is used in Formula 1, aircraft and marine construction.

THE ADVANTAGES OF



STRONG – SoLiD Construction means our motorhomes offer industry leading integrity and rigidity.



LIGHT – Fully bonded construction enables lighter vehicles which improves fuel consumption.



DRY – Waterproof joints and 95% fewer exterior screws create an impenetrable water barrier.



▶ Find out more by visiting www.elddis.co.uk/solid

